

SUPPLEMENTAL CRADLE SETTING RECOMMENDATIONS FOR THE CONDOR® PIT-STOP (PS1500), TRAILER ONLY MODEL (SC2000) & CYCLE LOADER (CL1000), USER INSTRUCTION MANUAL

STOP! WARNING: READ THIS FIRST!

First Read and Understand the Instruction manual and product labels for important safety, set-up and troubleshooting information. If you have problems setting up or using the Condor® Pit-Stop, contact customer service @ 1-800-461-1344 or contact us via e-mail @ www.condor-lift.com. Condor® Motorcycle products are not intended for use by children.

Cradle Setting Instructions: The guidelines provided are recommendations only. Cradle settings may differ due to tire manufacturing variations such as tire lot differences, tire circumference variations between lots of same and different brand tires. Due to this, the standard cradle setting parameter supersedes all guidelines provided.

Standard Cradle Setting Parameters: The Condor® Cradle Mechanism is designed so that for every tire/wheel size within the ranges specified a minimum of 2 cradle settings are suitable. The optimum setting for a specific tire would be the setting that allows the cradle to tilt as far forward as possible without making contact with the unit itself (SC2000) or the unit's mounting surface or the ground (PS1500). The 2nd optimum setting would be the setting forward from the optimum setting which is away from the entry directions of the unit. If less retention is desired at any time due to too much sticking, the 2nd optimum setting may be more suitable.

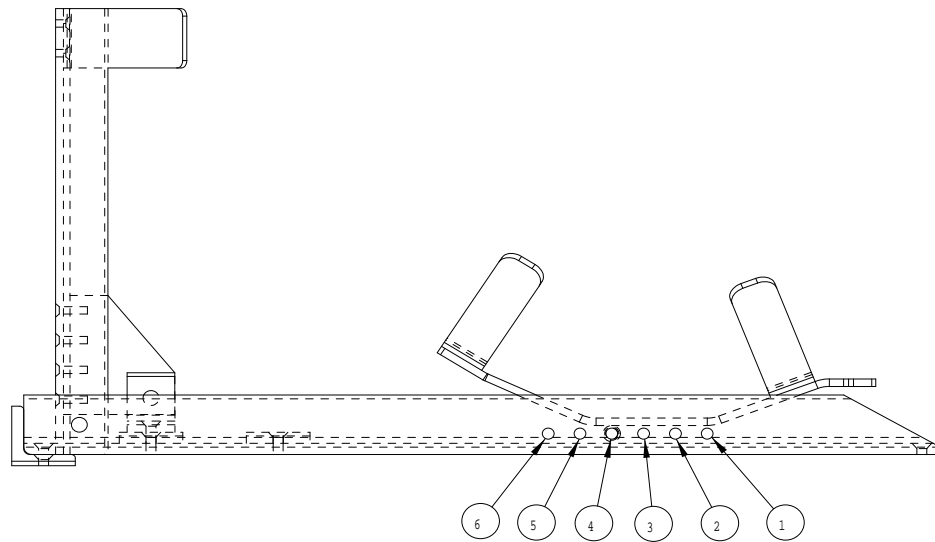
Racing tire settings for GP or low durometer tire compounds would be the 5th and 6th(PS1500). This allows for the least amount of sticking when using the PS1500 free standing.

For Sportbikes with low hanging chin fairings or bikes with very low fenders and or cowlings, the cradle may be turned 180 degrees for additional clearance, so as not to make contact.

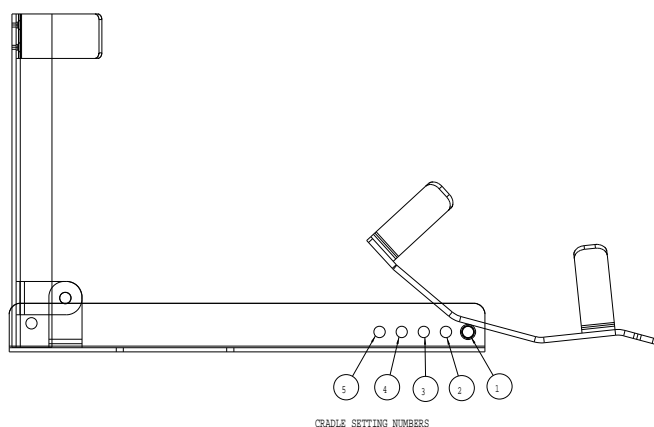
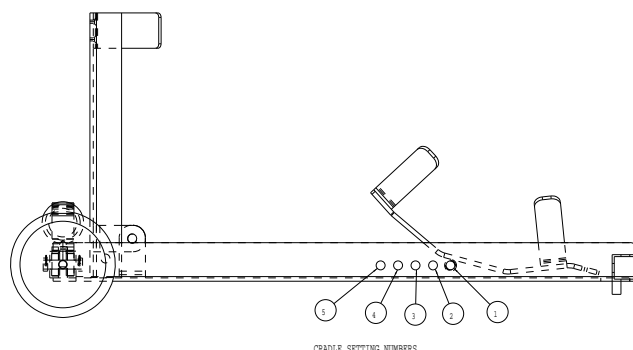
Cradle Setting Guidelines: Due to the numerous tire wheel combinations available, these guidelines will provide in general manor the placements of the most common sizes seen on the market. These setting are recommendation guidelines, they are not specific guidelines and that the Standard Cradle Setting parameters should be followed to customize the setting for your particular vehicle.

Front / Rear	Width-Diam	1st Opt. Setting	2nd Opt. Setting
Front	80, 90 - 21"	1	2
Front	100, 120 - 21"	1	1
Front	100 - 18"	2	3
Front	100 - 19"	2	2
	120 - 17"	4	5
	130 - 16"	2	3
	140 - 17"	1	2
	150 - 17"	1	1
Rear	150+	1	1

Pit-Stop (PS1500) Side View & Hole Placement Illustration:



CRADLE SETTING NUMBERS

Trailer Only Model (SC2000) Side View & Hole Placement Illustration:**Cycle Loader (CL1000) Side View & Hole Placement Illustration:**

Caution: Always make sure that all fasteners are tight and all pins are in place prior to use. Understand the limitations of this product and do not exceed these limitations. Technical Components Development & Design is not responsible for any damage incurred by exceeding this product's limitations in structure and/or functionality.

One Year Limited Warranty:

This Condor® Pit-Stop product warranty extends to the original consumer purchaser of the product. All illustrations and specifications contained in this manual are based on the latest product information available at the time of printing. Technical Components Development & Design, Inc. reserves the right to make changes at any time, without notice, in color, materials, equipment, options, specifications and models. Models may be shown with optional equipment. Further information may be obtained by contacting Technical Components Development & Design, Inc. @ #815-754-7418.

Warranty Duration:

This product is warranted to the original consumer purchase for a period of one (1) Year from original purchase date.

What is not covered:

Our warranty for your product will not cover abnormal wear of parts, damage resulting from negligent use or misuse of the product, use contrary to operating instructions, or disassembly, repair or alteration by any person other than an authorized service station. We shall not be liable for any incidental or consequential damages for breach of by express or implied warranty on your product.

How your state's law may apply:

Some states do not allow limitations on how long any implied warranty lasts or the exclusion or limitation of incidental or consequential damages. So the above limitation may not apply to you. This warranty gives you specific legal rights, and you may also have other rights, which may vary from state to state.

Thank you for purchasing the Condor Pit-Stop/Trailer-Stop.

Condor® is a trademark of Technical Components Development & Design, Inc.

The Condor Pit-Stop / Trailer-Stop US Patent Number 6,575,310 & 6,648,300 & 6,935,619

210 W. Stephenie Drive
Cortland, IL 60112
Phone: 815-754-7418
Fax: 815-754-7419